



## Description:

18 AWG pairs stranded (19x30) tinned copper conductors, twisted pairs, PVC insulation, individually shielded (100% coverage), PVC jacket.

## Physical Characteristics (Overall)

### Conductor

#### AWG:

# Pairs	AWG	Stranding	Conductor Material
4	18	19x30	TC - Tinned Copper

### Insulation

#### Insulation Material:

Insulation Material
PVC - Polyvinyl Chloride

### Inner Shield

#### Inner Shield Material:

Inner Shield Trade Name	Type	Inner Shield Material	Coverage (%)
Beldfoil®	Tape	Aluminum Foil-Polyester Tape	100

#### Inner Shield Drain Wire AWG:

AWG
20

Inner Shield Drain Wire Stranding: 7x30

Inner Shield Drain Wire Conductor Material: TC - Tinned Copper

### Outer Shield

#### Outer Shield Material:

Outer Shield Material
Unshielded

### Outer Jacket

#### Outer Jacket Material:

Outer Jacket Material	Nom. Wall Thickness (in.)
PVC - Polyvinyl Chloride	.053

Outer Jacket Ripcord: Yes

### Overall Cabling

#### Overall Cabling Lay Length & Direction:

Direction
Left-hand Lay

Overall Nominal Diameter: 0.461 in.

### Pair

#### Pair Color Code Chart:

Number	Color
1	Black & Red #1
2	Black & Red #2
3	Black & Red #3
4	Black & Red #4

## 9388 Multi-Conductor - 300V Power-Limited Tray Cable

### Mechanical Characteristics (Overall)

Operating Temperature Range:	-30°C To +105°C
UL Temperature Rating:	105°C
Bulk Cable Weight:	124 lbs/1000 ft.
Max. Recommended Pulling Tension:	296 lbs.
Min. Bend Radius (Install)/Minor Axis:	4.600 in.

### Applicable Specifications and Agency Compliance (Overall)

#### Applicable Standards & Environmental Programs

NEC/(UL) Specification:	PLTC, ITC, CMG
CEC/C(UL) Specification:	CMG
EU CE Mark:	Yes
EU Directive 2000/53/EC (ELV):	Yes
EU Directive 2002/95/EC (RoHS):	Yes
EU RoHS Compliance Date (mm/dd/yyyy):	04/01/2005
EU Directive 2002/96/EC (WEEE):	Yes
EU Directive 2003/11/EC (BFR):	Yes
CA Prop 65 (CJ for Wire & Cable):	Yes
MII Order #39 (China RoHS):	Yes

#### Flame Test

UL Flame Test:	UL1685 FT4 Loading
C(UL) Flame Test:	FT4
IEEE Flame Test:	1202
ICEA Flame Test:	T-29-520

#### Suitability

Suitability - Indoor:	Yes
Suitability - Outdoor:	Yes
Suitability - Burial:	Yes
Sunlight Resistance:	Yes

#### Plenum/Non-Plenum

Plenum (Y/N):	No
---------------	----

### Surface Printing (Overall)

Surface Printing:	BELDEN 9388 E34972 4PR18 SHIELDED (UL) CMG 105C OR PLTC OR ITC SUN RES DIR BUR OR AWM 2464 80C 300V OR C(UL) CMG----FT4 IEEE 1202 (2 FT., 7 DIGIT SEQUENTIAL NUMBER) FEET
-------------------	---

### Electrical Characteristics (Overall)

#### Nom. Inductance:

Inductance (µH/ft)	.18
--------------------	-----

#### Nom. Capacitance Conductor to Shield:

Capacitance (pF/ft)	85
---------------------	----

#### Nom. Capacitance Conductor to Conductor:

Capacitance (pF/ft)	45
---------------------	----

## 9388 Multi-Conductor - 300V Power-Limited Tray Cable

**Nom. Conductor DC Resistance:**

DCR @ 20°C (Ohm/1000 ft)
5.96

Ind. Pair Nominal Shield DC Resistance @ 20 Deg. C: 8.300 Ohm/1000 ft

**Max. Operating Voltage - UL:**

Voltage
300 V RMS (PLTC CMG)
150 V RMS (ITC)

**Max. Recommended Current:**

Current
5.7 Amps per conductor @ 25°C

### Put Ups and Colors:

Item #	Putup	Ship Weight	Color	Notes	Item Desc
9388 0601000	1,000 FT	130.000 LB	CHROME	C	4 PR #18 PVC SH PVC
9388 060500	500 FT	67.000 LB	CHROME	C	4 PR #18 PVC SH PVC

**Notes:**  
C = CRATE REEL PUT-UP.

# UL Instrumentation Cable

## 300V Power-Limited Tray Cables

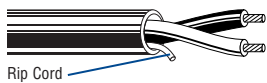
### Industrial Grade Sunlight- and Oil-Resistant Jackets

Description	Part No.	No. of Pairs	Color Code	Standard Lengths		Standard Unit Weight		Jacket Thickness		Nominal OD		Maximum Pull Tension		Minimum Bend Radius	
				Ft.	m	Lbs.	kg	Inch	mm	Inch	mm	Lbs.	N	Inch	mm

**18 AWG Pairs** Stranded (19x30) Tinned Copper Conductors • Twisted Pairs

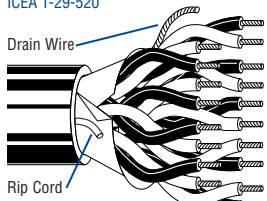
**Unshielded • PVC Insulation • Chrome PVC Jacket**

NEC: PLTC, ITC, CMG CEC: CMG FT4 IEEE 1202/383 ICEA T-29-520	<b>9409</b>	1	E2	U-500 U-1000	U-152.4 U-304.8	15.0 28.0	6.8 12.7	.037 .94	.230 5.84	49 218	2.25 57.15
---	-------------	---	----	-----------------	--------------------	--------------	-------------	-------------	--------------	-----------	---------------



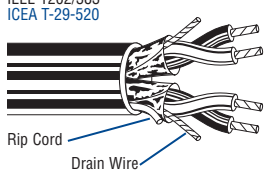
**Overall Beldfoil® Shield (100% Coverage) • PVC Insulation • Chrome PVC Jacket**

NEC: PLTC, ITC, CMG CEC: CMG FT4 IEEE 1202/383 ICEA T-29-520	<b>9318</b>	1	E2	U-500 U-1000	U-152.4 U-304.8	17.5 33.0	7.9 15.0	.037 .94	.233 5.92	60 267	2.25 57.15
	<b>9552</b>	2	E2	500 1000	152.4 304.8	35.5 69.0	16.1 31.4	.042 1.07	.368 9.34	65 289	3.70 93.98
	<b>9553</b>	3	E2	500 1000	152.4 304.8	49.5 98.0	22.0 49.4	.053 1.35	.411 10.44	145 645	4.10 104.14
	<b>9554</b>	4	E2	500 1000	152.4 304.8	57.0 112.0	25.8 50.8	.053 1.35	.447 11.35	187 832	4.50 114.30
	<b>9556</b>	6	E2	500 1000	152.4 304.8	78.5 153.0	35.7 69.5	.053 1.35	.497 12.62	270 1201	5.00 127.00
	<b>9559</b>	9	E2	500 1000	152.4 304.8	108.0 215.0	49.0 97.6	.053 1.35	.579 14.71	395 1757	5.80 147.32
	<b>9563</b>	11	E2	500 1000	152.4 304.8	133.0 270.0	60.4 122.5	.063 1.60	.665 16.89	478 2126	6.75 171.45
	<b>9565</b>	15	E2	500 1000	152.4 304.8	169.0 342.0	76.8 155.5	.063 1.60	.739 18.77	640 2847	7.50 190.50



**Individually Shielded (100% Coverage) • PVC Insulation • Chrome PVC Jacket**

NEC: PLTC, ITC, CMG CEC: CMG FT4 IEEE 1202/383 ICEA T-29-520	<b>9368</b>	2	E2	500 1000	152.4 304.8	37.5 73.0	17.0 33.2	.042 1.07	.378 9.60	125 556	3.75 95.25
	<b>9369</b>	3	E2	500 1000	152.4 304.8	55.0 109.0	25.0 49.5	.053 1.35	.423 10.74	220 979	4.25 107.95
	<b>3029A</b>	4	E1	Bulk †	Bulk	—	—	.053 1.35	.461 11.71	296 1317	4.50 114.30
	<b>9388</b>	4	E2	500 1000	152.4 304.8	71.5 135.0	32.5 61.4	.053 1.35	.461 11.71	296 1317	4.60 116.84
	<b>9389</b>	6	E2	500 1000	152.4 304.8	97.0 190.0	44.1 86.4	.053 1.35	.538 13.67	440 1957	5.25 133.35
	<b>9390</b>	9	E2	500 1000	152.4 304.8	137.5 270.0	63.0 123.6	.064 1.63	.652 16.56	666 2963	6.50 165.10
	<b>9391</b>	11	E2	500 1000	152.4 304.8	158.5 321.0	72.0 145.9	.064 1.63	.729 18.52	815 3626	7.25 184.15
	<b>9392</b>	15	E2	500 1000	152.4 304.8	209.0 428.0	95.0 194.5	.064 1.63	.808 20.52	1100 4893	8.00 203.20



E1, E2 = Refer to Technical Information section for color code.  
Alternate color coding available upon request.

Multiple pair or triad cables have each pair/triad numbered for ease of identification.

†Bulk = Check length available for specific construction.

**Conductor, Insulation and Jacket Options\*\***

To Specify:	Bare	Tinned	Insulation/Jacket
<b>1234</b>	<b>A</b>	<b>B</b>	PVC/PVC
<b>A</b>	<b>C</b>	<b>D</b>	XLPE/PVC
<b>E</b>	<b>K</b>	<b>L</b>	TPE/TPE
	<b>Q</b>	<b>R</b>	XLPE/CPE
	<b>S</b>	<b>T</b>	XLPE/Haloarrest®

\*\*For 1000 and 3000 Series cables only.